

**EVALUATION REPORT OF
UNION CORRUGATING COMPANY
'FL100 PANEL'**


**FLORIDA BUILDING CODE 7TH EDITION (2020)
FLORIDA PRODUCT APPROVAL
FL 9557.2-R5
PANEL WALLS
SIDING**

**Prepared For:
Union Corrugating Company
701 S. King St.
Fayetteville, NC 28301
Telephone: (910) 483-0479
Fax: (910) 483-1091**

**Prepared By:
Bala Sockalingam, Ph.D., P.E.
Florida Professional Engineer #62240
1216 N Lansing Ave., Suite C
Tulsa, OK 74106
Telephone: (918) 492-5992
FAX: (866) 366-1543**

**This report consists of
Evaluation Report (2 Pages including cover)
Installation Details (1 Page)**

**Report No. C2372-2
Date: 8.7.2020**



Manufacturer: Union Corrugating Company

Product Name: FL100

Panel Description: 12" wide coverage with 1" tall ribs

Materials: Min 24 ga. with galvalume coated steel (ASTM A792) or painted steel (ASTM A755) ($F_y = 50$ ksi) as per FBC 2020 Section 1405.2.
or
Nom. 0.032" thick (min.) 3105-H14 Alloy (ASTM B209) per FBC 2020 Section 1405.2.

Support Description: Min. 16 ga., min 50 ksi steel section. (Must be designed by others)

Design Pressure: Panels installed with 1/4" diameter continuous bead sidelap adhesive in panel seam. Factor of Safety = 2.
+60 and -90 psf @ support spacing of 24" o.c. for steel panel
+42 and -49 psf @ support spacing of 24" o.c. for aluminum panel

Panel Attachment: #10-16 x 1" long pancake head self-drilling screws along sidelap. Fasteners are corrosion resistant as per FBC 2020 Section 1405.17.

Sidelap Adhesive: Sika Sikaflex 201. In lieu of Sikaflex 201, adhesive/sealant with greater or equal tensile properties may be used.

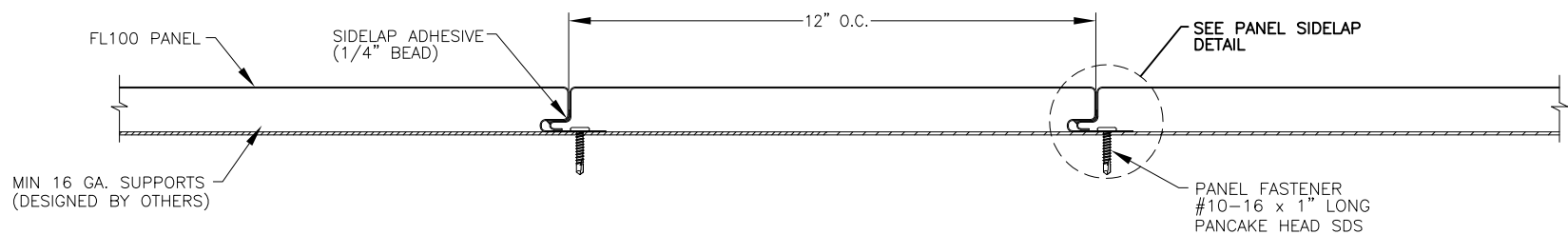
Test Standards: Wall assembly tested in accordance with ASTM E1592-05(2017) 'Test Method for Structural Performance of Sheet Metal Roof and Siding Systems by Uniform Static Air Pressure Difference'.

Test Equivalency: The test procedures in ASTM E1592-05(2017) comply with test procedures prescribed in ASTM E1592-05(2012).

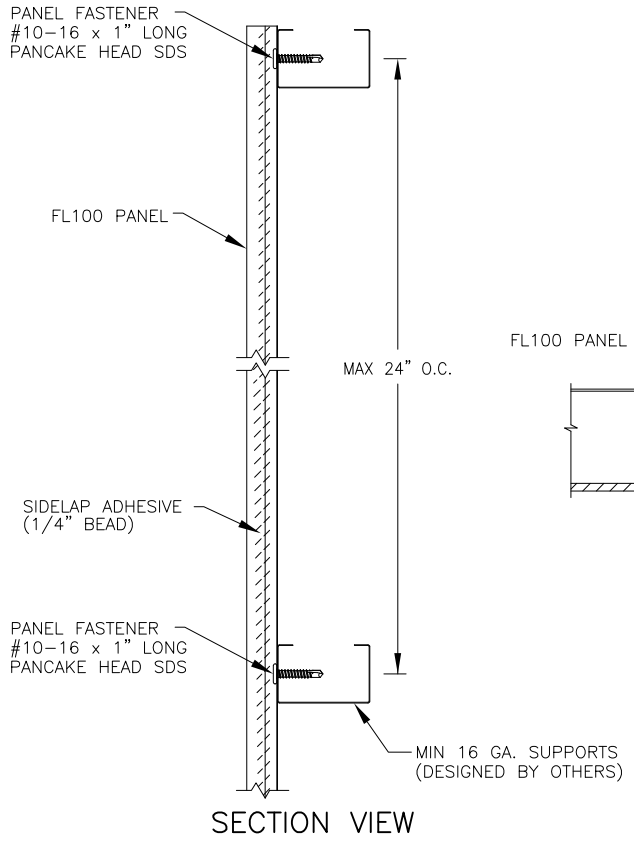
Code Compliance: The product described herein has demonstrated compliance with FBC 2020 Section 1404.5.

Product Limitations: Design wind loads shall be determined for each project in accordance with FBC 2020 Section 1609 or ASCE 7-16 using allowable stress design. The maximum support spacing listed herein shall not be exceeded. The design pressure for reduced support spacing may be computed using rational analysis prepared by a Florida Professional Engineer. This evaluation report is not applicable in High Velocity Hurricane Zone.

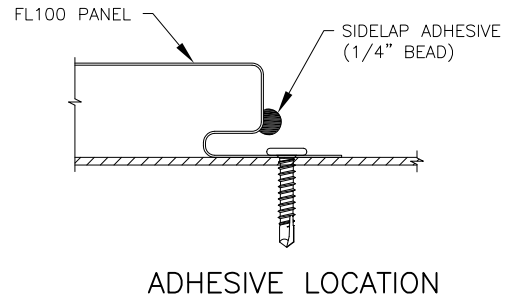
Supporting Documents: ASTM E1592 Test Reports
ENCON Technology Inc.
Project No. C2310-1, Reporting Date 2/13/20



TYPICAL PANEL INSTALLATION X-SECTION

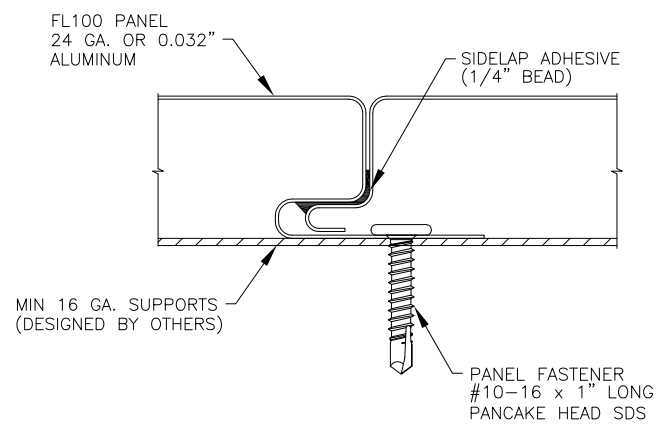


SECTION VIEW



GENERAL NOTES:

1. WALL PANEL HAS BEEN DESIGNED IN ACCORDANCE WITH THE FLORIDA BUILDING CODE (FBC).
2. WALL PANELS SHALL BE 24 GA. (t = 0.022") OR 0.032" THICK ALUMINUM. EFFECTIVE COVERING WIDTH OF PANEL = 12".
3. THE WALL PANELS SHALL BE INSTALLED OVER STRUCTURE AS SPECIFIED ON THIS DRAWING.
4. REQUIRED DESIGN WIND LOADS SHALL BE DETERMINED FOR EACH PROJECT. THIS PANEL SYSTEM MAY NOT BE INSTALLED WHEN THE REQUIRED DESIGN WIND LOADS ARE GREATER THAN THE ALLOWABLE DESIGN LOADS.
5. ALL FASTENERS MUST BE IN ACCORDANCE WITH THIS DRAWING & THE FLORIDA BUILDING CODE. IF A DIFFERENCE OCCURS BETWEEN THE MINIMUM REQUIREMENTS OF THIS DRAWING & THE CODE, THE CODE SHALL CONTROL.
6. SUPPORTS MUST BE DESIGNED TO WITHSTAND WIND LOADS AS REQUIRED REQUIRED FOR EACH APPLICATION AND ARE THE RESPONSIBILITY OF OTHERS.
7. PANELS MAY SPAN BETWEEN BOTTOM AND TOP SUPPORTS (WALL APPLICATION WITH PANELS ORIENTED VERTICALLY), SIDE TO SIDE BETWEEN CORNER SUPPORTS (WALL APPLICATION WITH PANELS ORIENTED HORIZONTALLY) OR UNDER ROOF (SOFFIT APPLICATION WITH PAINTED SURFACE FACING DOWNWARD).



PANEL SIDELAP

DRAWN BY: B.S.	CHECKED BY: R.B.
DATE	DATE 2/10/20
BY	
REVISION DESCRIPTION	
NO.	

DRAWING TITLE FL100 PANEL	MANUFACTURER UNION CORRUGATING COMPANY
	701 S. King St. Fayetteville, NC 28301 910-483-0479
CONSULTANTS BALA SOCKALINGAM, PH.D., P.E.	1216 N. LANSING AVE. SUITE C TULSA, OK 74106 PHONE: 918-492-5992 FAX: 866-366-1543

DRAWING NO. 2372-2	REV.
SHEET NO. 1	OF 1