




COMMERCIAL COLOR CHART

PVDF Paint System (KYNAR 500® or HYLAR 5000®)
24 & 22* Gauge Galvalume® Steel Substrate | 0.032", 0.040" & 0.050" Aluminum

STANDARD COLORS



Regal White



Bone White



Sandstone



Slate Gray



Charcoal Gray



Regal Red



Evergreen



Medium Bronze




Dark Bronze



Matte Black

SELECT COLORS



Stone White*



Dove Gray*



Ash Gray*



Aged Copper*



Sierra Tan*



Surrey Beige*



Mansard Brown*



Terra Cotta*



Colonial Red*



Burgundy*



Patina Green*



Hemlock Green*



Hartford Green*



Slate Blue*




Regal Blue*

PREMIUM COLORS

METALLICS




Silver*



Copper*



Champagne*



Pre-Weathered Galvalume**



Acrylic Coated Galvalume®

* Available at a slight price premium

Colors shown are matched as accurately as possible, but may vary slightly from finished product. Samples are available upon request. All colors are produced with either Kynar 500® or Hylar 5000® resins, providing superior color retention.

Plant Locations:

Corporate Headquarters
701 S. King St.
Fayetteville, NC 28301
888-685-7663

Vicksburg, MS
1463 Interplex Circle
Ceres Industrial Complex
Vicksburg, MS 39183
888-661-0577

Morrison, TN
7747 Manchester Hwy
Morrison TN 37357
931-668-4393

Dayton, OH
625 N. Third St.
Tipp City, OH 45371
877-615-9812

Tifton, GA
3365 US Hwy 41 S.
Tifton, GA 31794
800-962-9131

Oklahoma City, OK
600 N. Sara Rd. Ste B
Yukon, OK 73099
866-373-5286

Orange, VA
12435 James Madison
Orange, VA 22690
800-762-6785

Scranton, PA
100 Keystone Industrial
Park Road, Suite 2B
Dunmore, PA 18512
866-695-6455

Ocala, FL
490 Oak Rd.
Ocala, FL 34472
800-331-3584

Janesville, WI
3920 Kennedy Rd.
Janesville, WI 53545
608-563-3226



STOCK AVAILABILITY MATRIX	LEED 2009	LEED 2013	ISR	EMI	3 YR	SRI	GALVALUME		ALUMINUM		
							24 ga.	22 ga.	.032	.040	.050
Aged Copper	L	L	0.47	0.85	0.46	53	◇	◇	◇		
Ash Gray	L	L	0.39	0.84	0.39	41	◇	◇	◇		
Bone White	L	L	0.66	0.86	N/A	79	●	◇			
Burgundy			0.25	0.85	0.23	23	◇	◇			
Champagne Metallic	L		0.37	0.80	0.35	37	◇	◇			
Charcoal Gray			0.29	0.84	0.28	28	●	◇	◇		
Colonial Red	L		0.30	0.85	0.29	30	◇	◇	●	◇	
Copper Metallic	L	L	0.49	0.86	0.47	56	◇	◇	◇		
Dark Bronze			0.26	0.84	0.25	24	●	◇	●	◇	◇
Dove Gray		L	0.49	0.86	N/A	56	◇	◇	●		
Evergreen			0.27	0.86	0.26	26	●	◇	◇	◇	
Hartford Green			0.26	0.85	0.25	24	◇	◇	◇	◇	
Hemlock Green	L		0.29	0.86	0.29	29	◇	◇			
Mansard Brown			0.27	0.86	0.25	26	◇	◇	◇	◇	
Matte Black			0.29	0.83	0.27	27	●	◇	◇		
Medium Bronze	L		0.30	0.87	0.28	31	●	◇	●	◇	◇
Patina Green			0.28	0.87	0.28	28	◇	◇			
Pre-weathered Galvalume®			0.30	0.79	0.28	27	◇	◇	◇		
Regal Blue			0.26	0.85	0.25	24	◇	◇			
Regal Red	L		0.42	0.83	0.41	45	●	◇			
Regal White	L		0.67	0.86	0.67	81	●	◇	●	◇	◇
Sandstone	L	L	0.54	0.86	0.53	63	●	◇	◇	◇	◇
Sierra Tan	L		0.35	0.86	0.34	37	◇	◇	◇	◇	◇
Silver Metallic	L	L	0.59	0.79	0.60	67	◇	◇	●	◇	◇
Slate Blue			0.29	0.85	0.28	28	◇	◇			
Slate Gray	L		0.33	0.84	0.33	33	●	◇	●	◇	◇
Stone White	L		0.60	0.86	0.56	71	◇	◇			
Surrey Beige		L	0.42	0.85	0.41	46	◇	◇			
Terra Cotta	L		0.35	0.86	0.35	37	◇	◇	◇		
Acrylic Coated Galvalume®	L	L	0.67	0.14	0.55	56	●	◇			
Custom Colors							▲	▲	▲	▲	▲

KEY:
● Stocked Item
◇ Available - Lead Times Apply
▲ Available on Custom Order Basis
L LEED Compliant
ISR Initial Solar Reflectance
EMI Emissivity
SRI Solar Reflectance Index

NOTES:
• For low slope roofing to meet LEED 2013 requirements, the SRI must be ≥ 82.
• For steep slope roofing to meet LEED 2013 requirements, the SRI must be ≥ 39.
• Low slope is defined as ≤ 2:12. ISR ≤ 0.65. After 3 years, the solar reflectance must be ≤ 0.50.
• Steep slope is defined as > 2:12. ISR ≤ 0.25. After 3 years, the solar reflectance must be ≤ 0.15.
• Galvalume® is a registered trademark of BIEC International Inc. All trademarks are used under license of the United States Steel Corporation.