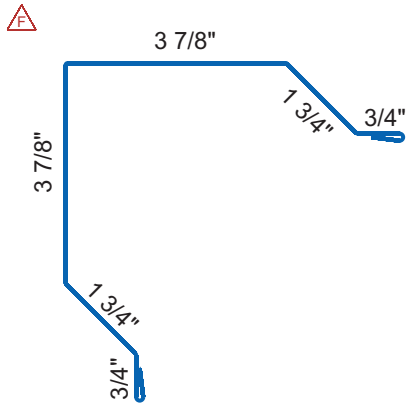




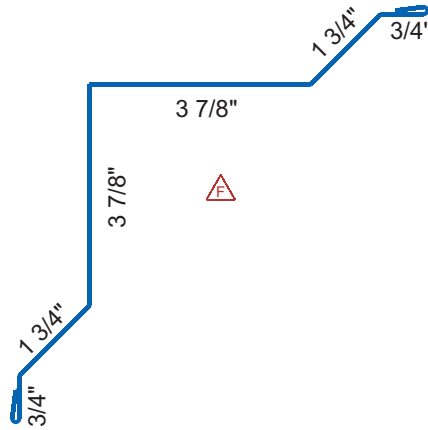
PBR/R-Panel Flashings & Trims

RP01



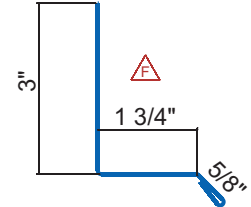
Outside Corner

RP02



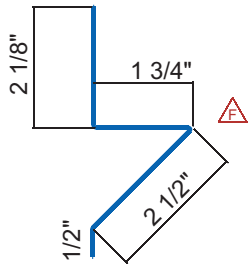
Inside Corner

RP03



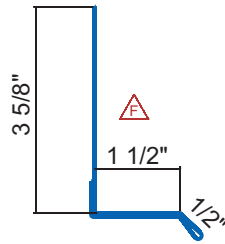
Base Angle

RP04



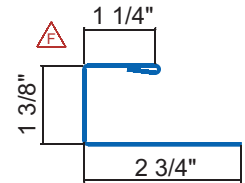
Base Trim

RP05



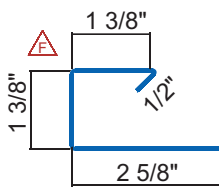
Head Trim (Sill)

RP06



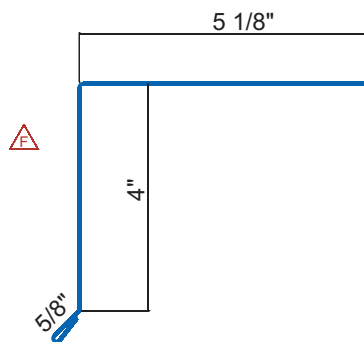
Head Trim (J-Channel)

RP07



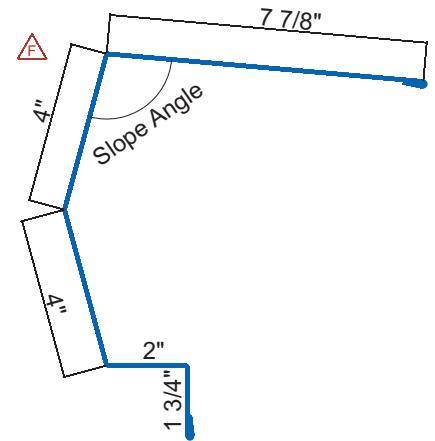
Jamb Trim

RP08



Eave Trim

RP09

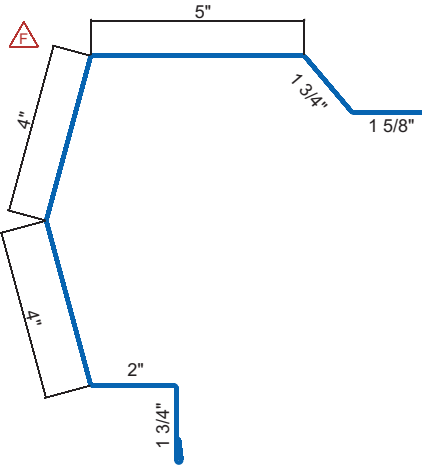


Sculptured High Side Eave (Peak)



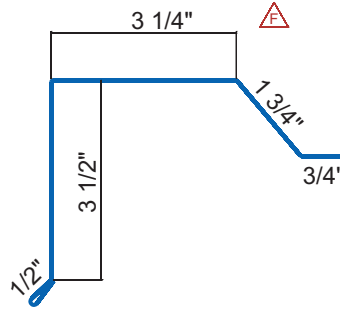
PBR/R-Panel Flashings & Trims

RP10



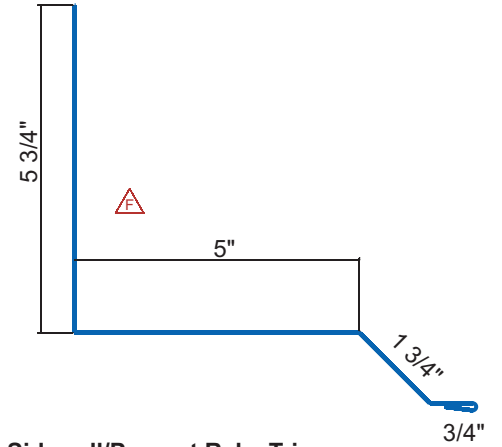
Sculptured Rake Trim

RP11



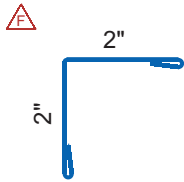
Residential Rake Trim

RP12



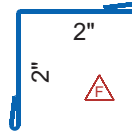
Sidewall/Parapet Rake Trim

RP13



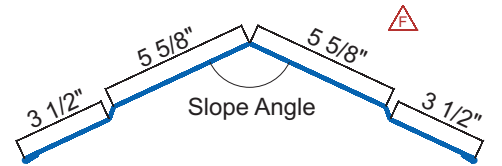
2" x 2" Outside Angle

RP14



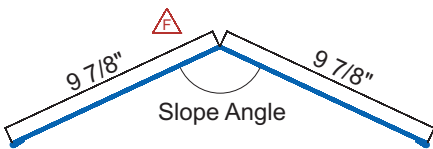
2" x 2" Inside Angle

RP15



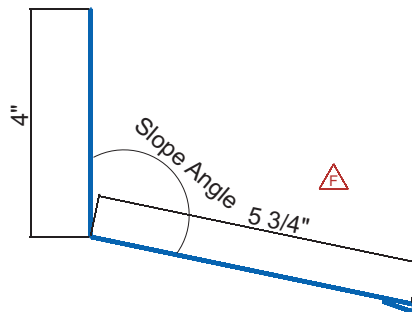
Universal Ridge Cover

RP16



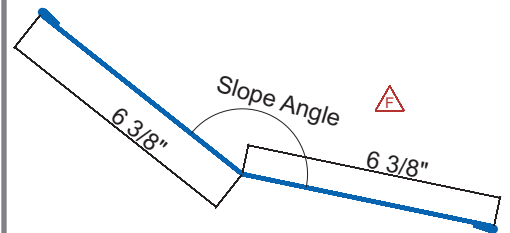
Flat Ridge Cap

RP17



Endwall (Highwall)

RP18

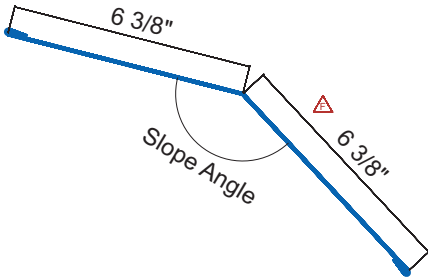


Transition Flashing



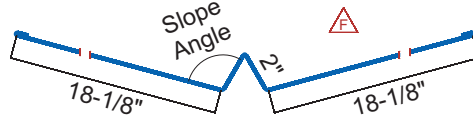
PBR/R-Panel Flashings & Trims

RP19



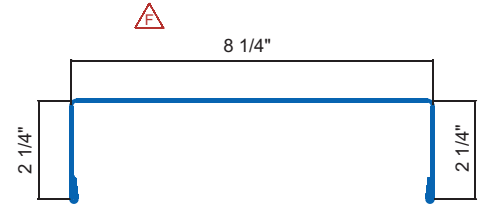
Gambrel Flashing

RP20



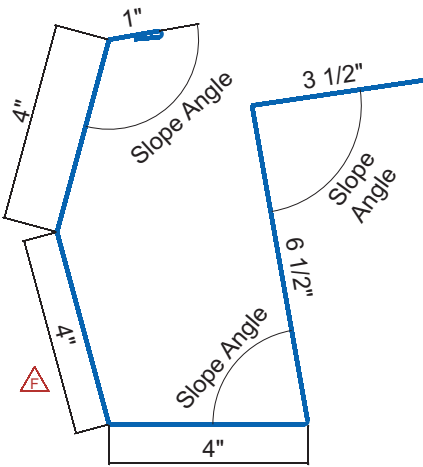
Extended Valley Flashing

RP21



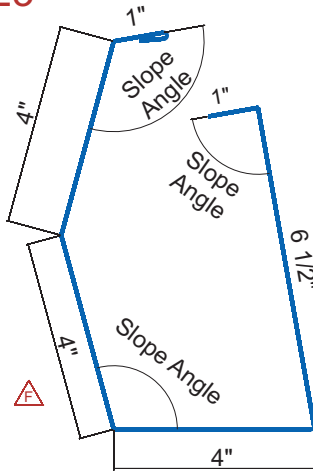
Jamb Cover

RP22



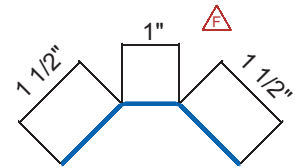
Sculptured Eave Gutter

RP23



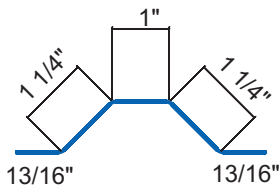
Sculptured Hang-On Gutter

RP24



PBR-Panel Gutter Strap
12 inches long

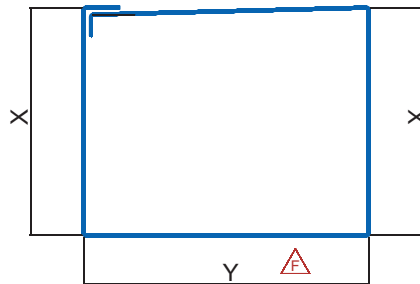
RP25



Light Transmitting Panel Trim
Use with polycarbonate skylight panels

DS

'A' x 'B' Dimensions
Part DS34 = 3" x 4"
Part DS35 = 3-1/2" x 4"



Downspout, Smooth Rectangular

DX01



Downspout Strapping