



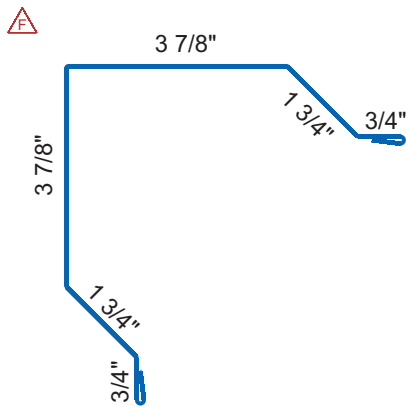
*Your Roof. For Life!  
On Time and Complete!™*

# **PBR/R - Panel Flashings & Trims**

# PBR/R-Panel Flashings & Trims

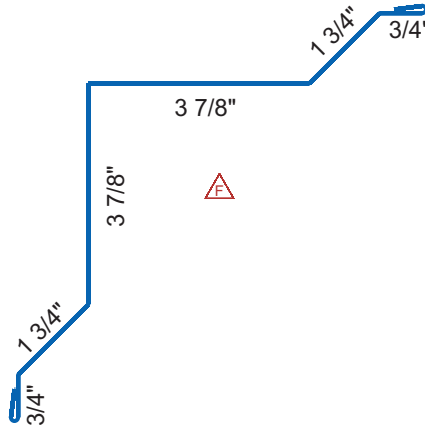


**RP01**



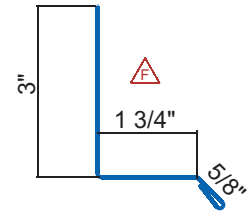
**Outside Corner**

**RP02**



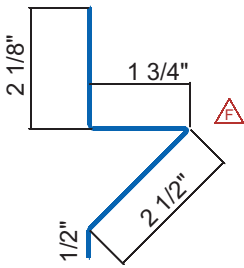
**Inside Corner**

**RP03**



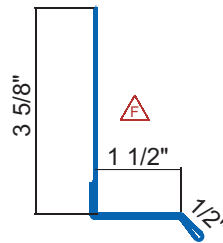
**Base Angle**

**RP04**



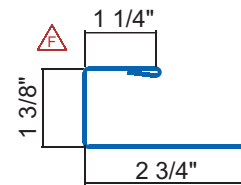
**Base Trim**

**RP05**



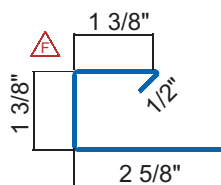
**Head Trim (Sill)**

**RP06**



**Head Trim (J-Channel)**

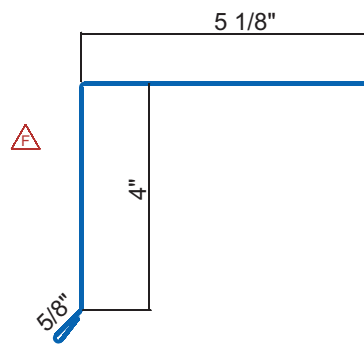
**RP07**



**Jamb Trim**

**RP08**

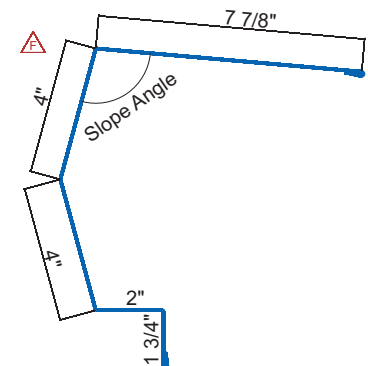
4:12 PITCH STANDARD UNLESS SPECIFIED OTHERWISE



**Eave Trim**

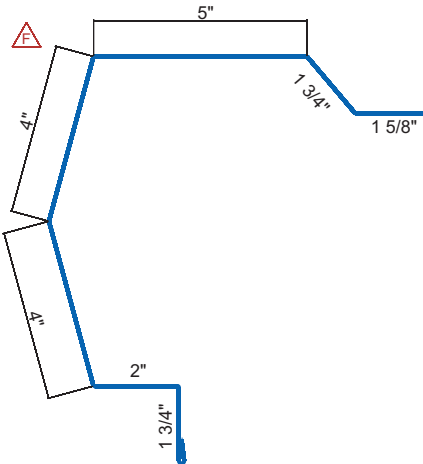
**RP09**

4:12 PITCH STANDARD UNLESS SPECIFIED OTHERWISE



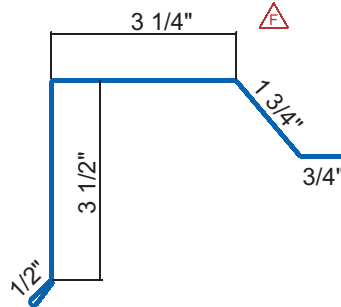
**Sculptured High Side Eave (Peak)**

## RP10



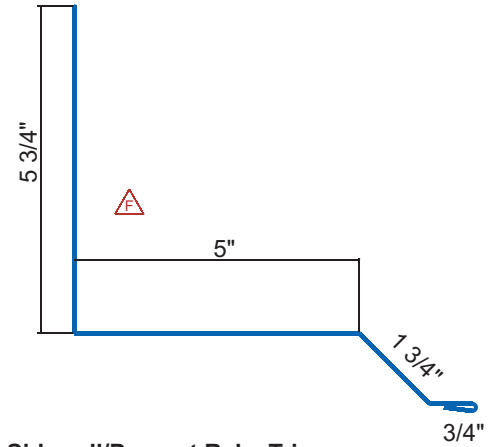
**Sculptured Rake Trim**

## RP11



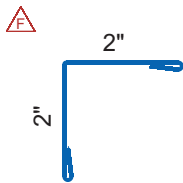
**Residential Rake Trim**

## RP12



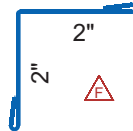
**Sidewall/Parapet Rake Trim**

## RP13



**2" x 2" Outside Angle**

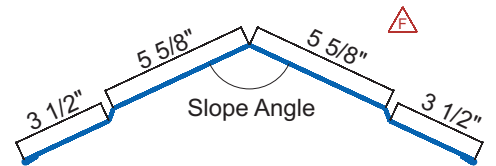
## RP14



**2" x 2" Inside Angle**

## RP15

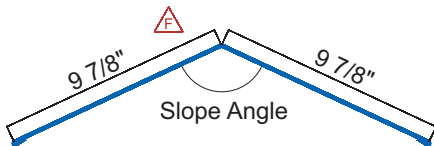
4:12 PITCH STANDARD UNLESS SPECIFIED OTHERWISE



**Universal Ridge Cover**

## RP16

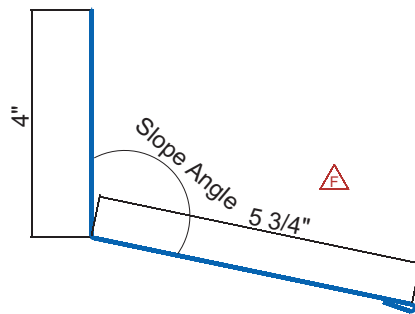
4:12 PITCH STANDARD UNLESS SPECIFIED OTHERWISE



**Flat Ridge Cap**

## RP17

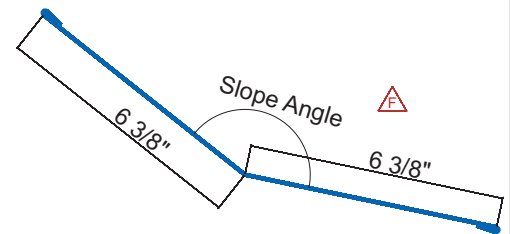
4:12 PITCH STANDARD UNLESS SPECIFIED OTHERWISE



**Endwall (Highwall)**

## RP18

4:12 PITCH STANDARD UNLESS SPECIFIED OTHERWISE



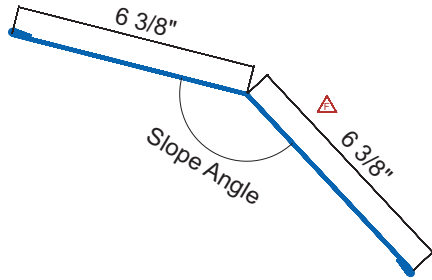
**Transition Flashing**

# PBR/R-Panel Flashings & Trims



## RP19

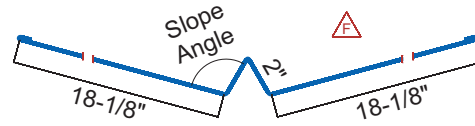
4:12 PITCH STANDARD UNLESS SPECIFIED OTHERWISE



**Gambrel Flashing**

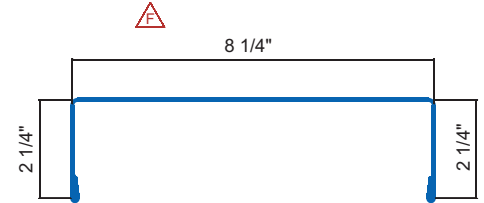
## RP20

4:12 PITCH STANDARD UNLESS SPECIFIED OTHERWISE



**Extended Valley Flashing**

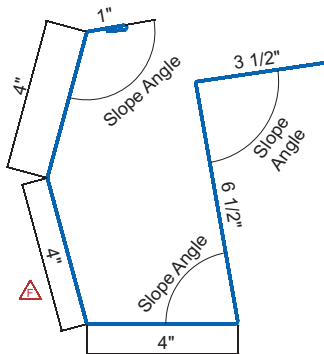
## RP21



**Jamb Cover**

## RP22

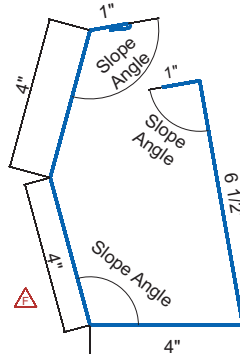
4:12 PITCH STANDARD UNLESS SPECIFIED OTHERWISE



**Sculptured Eave Gutter**

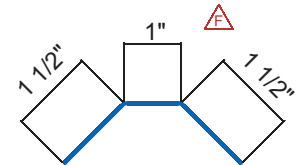
## RP23

4:12 PITCH STANDARD UNLESS SPECIFIED OTHERWISE



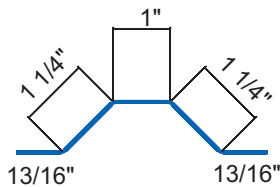
**Sculptured Hang-On Gutter**

## RP24



**PBR-Panel Gutter Strap**  
12 inches long

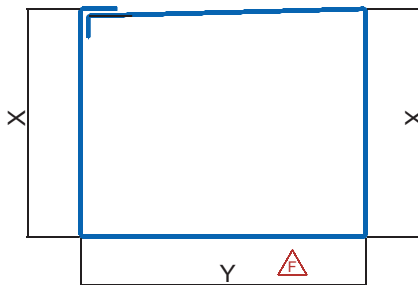
## RP25



**Light Transmitting Panel Trim**  
Use with polycarbonate skylight panels

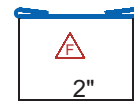
## DS

'A' x 'B' Dimensions  
Part DS34 = 3" x 4"  
Part DS35 = 3-1/2" x 4"



**Downspout, Smooth Rectangular**

## DX01



**Downspout Strapping**