

**EVALUATION REPORT OF
UNION CORRUGATING COMPANY
'24 GA. ML200 PANEL'**


**FLORIDA BUILDING CODE 7TH EDITION (2020)
FLORIDA PRODUCT APPROVAL
FL 7271.8-R5
ROOFING
METAL ROOFING**

**Prepared For:
Union Corrugating Company
701 S. King St.
Fayetteville, NC 28301
Telephone: (910) 483-0479
Fax: (910) 483-1091**

**Prepared By:
Bala Sockalingam, Ph.D., P.E.
Florida Professional Engineer #62240
1216 N Lansing Ave., Suite C
Tulsa, OK 74106
Telephone: (918) 492-5992
FAX: (866) 366-1543**

**This report consists of
Evaluation Report (3 Pages including cover)
Installation Details (1 Page)**

**Report No. C2400-8
Date: 10.9.2020**



Manufacturer: Union Corrugating Company

Product Name: ML200

Panel Description: Standing seam panel with max. 16" wide coverage, 2" high ribs and double lock seam.

Materials: Minimum 24 ga., 50 ksi steel. Galvanized coated steel (ASTM A653) or Galvalume coated steel (ASTM A792) or painted steel (ASTM A755). Corrosion resistant as per FBC 2020 Section 1507.4.3.

Deck Description: Min 22 ga. B-deck. The deck and its attachment to supports must be designed by other to carry the panel loads.

Insulation (Optional): Max. 4" thick rigid board insulation in accordance with FBC 2020 Section 1508.2

Underlayment: Minimum underlayment as per FBC 2020 Section 1507.4.5.1

Slope: 1/4:12 or greater in accordance with FBC 2020 Section 1507.4.2

Design Uplift Pressure: 71.0 psf at clip spacing of 36" o.c.
116.0 psf at clip spacing of 12" o.c.

Panel Attachment: ML200 Low Fixed Clip or Low Floating Clip with (2) #14-13 deck screws per clip through 4" x 5" x 16 ga. bearing plate, underlayment and rigid insulation into deck. Clips and fasteners are corrosion resistant as per FBC 2020 Section 1506.7 and 1507.4.4, respectively. Fastener shall be of sufficient length to penetrate through the deck a minimum of 3/8".

Optional Substrate: In lieu of bearing plate, min. 7/16" thick APA rated oriented strand board, min. 15/32" thick APA rated plywood or min. 1/4" thick exterior grade gypsum board may be used on top of rigid insulation.

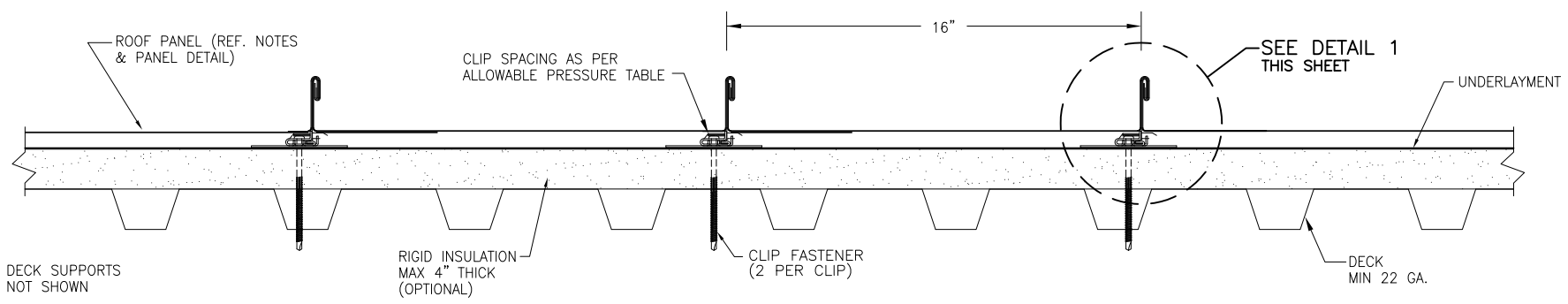
Test Standards: Roof assembly tested in accordance with UL580-94 'Uplift Resistance of Roof Assemblies' & UL1897-98 'Uplift Tests for Roof Covering Systems'.

Test Equivalency: The test procedures in UL 580-94 comply with test procedures prescribed in UL 580-06.
The test procedures in UL 1897-98 comply with test procedures prescribed in UL 1897-12.

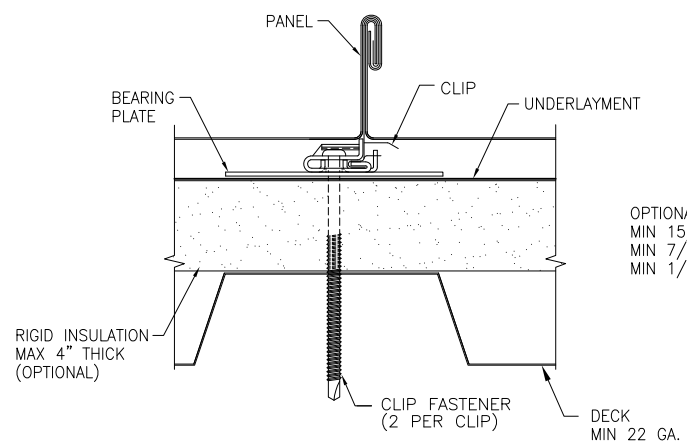
Code Compliance: The product described herein has demonstrated compliance with FBC 2020 Section 1507.4.

Product Limitations: Design wind loads shall be determined for each project in accordance with FBC 2020 Section 1609 or ASCE 7-16 using allowable stress design. The maximum clip spacing listed herein shall not be exceeded. This evaluation report is not applicable in High Velocity Hurricane Zone. Fire classification is not within scope of this Evaluation Report. Refer to FBC 2020 Section 1505 and current approved roofing materials directory or ASTM E108/UL790 report from an accredited laboratory for fire ratings of this product.

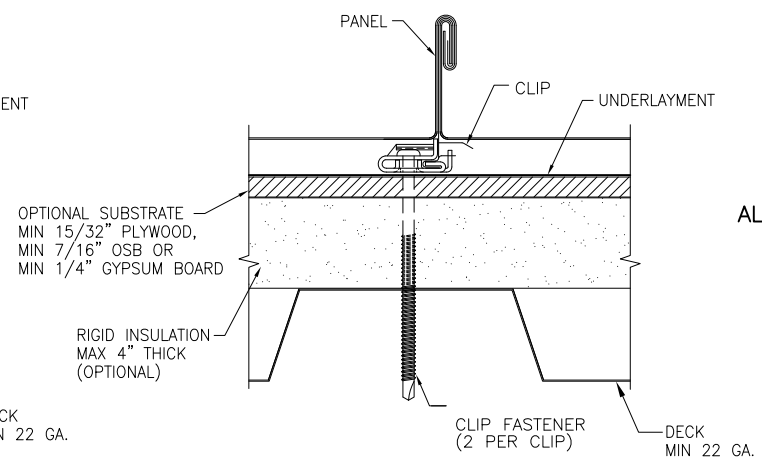
Supporting Documents: UL580/UL1897 Test Report
Farabaugh Engineering and Testing Inc.
Project No. T240-10, Reporting Date 6/22/10



TYPICAL PANEL INSTALLATION X-SECTION



WITH BEARING PLATE

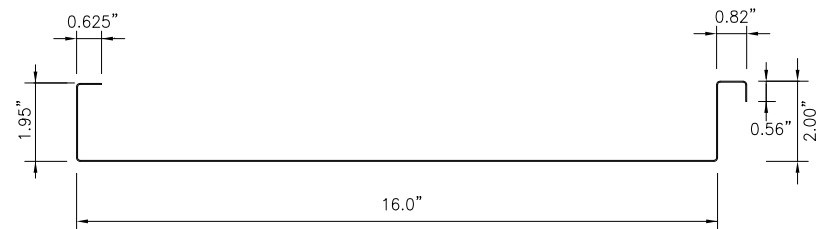


WITH SUBSTRATE

DETAIL 1

ALLOWABLE UPLIFT PRESSURE

CLIP SPACING	PRESSURE (PSF)
36"	71.0
12"	116.0



PANEL SECTION
(MIN 24 GA.)

GENERAL NOTES:

1. ARCHITECTURAL STANDING SEAM ROOF PANEL HAS BEEN DESIGNED IN ACCORDANCE WITH THE FLORIDA BUILDING CODE (FBC).
2. ROOF PANELS SHALL BE MIN. 24 GA. (t = 0.022"). EFFECTIVE COVERING WIDTH OF PANEL = 16".
3. THE ROOF PANELS SHALL BE INSTALLED OVER STRUCTURE AS SPECIFIED ON THIS DRAWING.
4. REQUIRED DESIGN WIND LOADS SHALL BE DETERMINED FOR EACH PROJECT. THIS PANEL SYSTEM MAY NOT BE INSTALLED WHEN THE REQUIRED DESIGN WIND LOADS ARE GREATER THAN THE ALLOWABLE WIND LOADS SPECIFIED ON THIS DRAWING.
5. CLIPS AND FASTENERS MUST BE IN ACCORDANCE WITH THIS DRAWING & FLORIDA BUILDING CODE. IF A DIFFERENCE OCCURS BETWEEN THE MINIMUM REQUIREMENTS OF THIS DRAWING & THE CODE, THE CODE SHALL CONTROL.
6. DECK AND SUPPORTS MUST BE DESIGNED TO WITHSTAND WIND LOADS AS REQUIRED FOR EACH APPLICATION AND ARE THE RESPONSIBILITY OF OTHERS.

DRAWN BY: B.S.	CHECKED BY: J.S.
PLOT:	DATE: 3/19/15
DATE:	
BY:	
REVISION DESCRIPTION:	
NO:	
DRAWING TITLE	
ML200 STANDING SEAM ROOF PANEL	
CONSULTANTS BALA SOCKALINGAM, PH.D., P.E. 1216 N LANSING AVE, SUITE C FAYETTEVILLE, NC 28302 PHONE: 918-492-5992 FAX: 866-366-1543	MANUFACTURER UNION CORRUGATING COMPANY P.O. BOX 229 FAYETTEVILLE, NC 28302 910-483-0479
DRAWING NO. C2400-8	REV.
PAGE NO. 1	OF 1